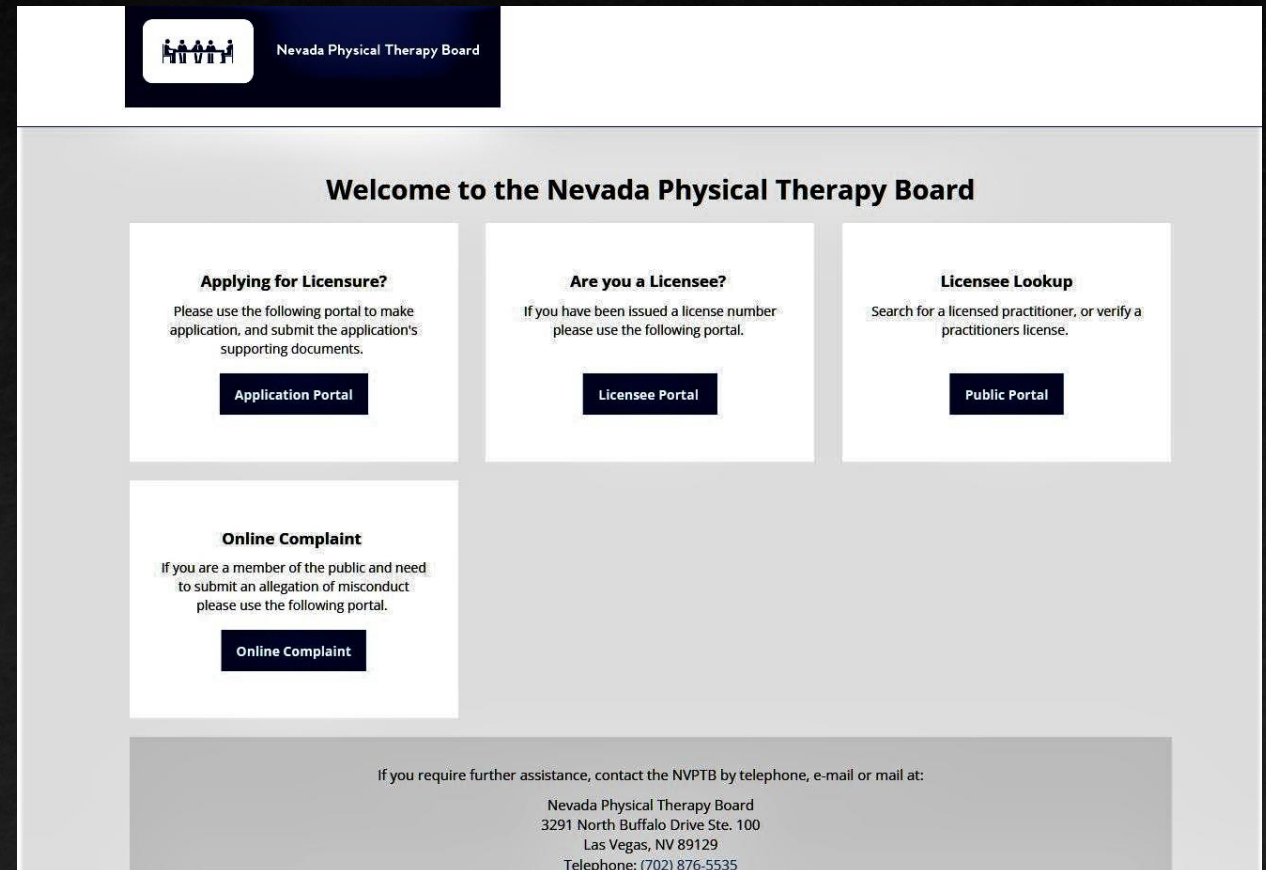


# New Applicant Instruction Guide -



## Getting Started

New to Thentia Cloud? Everything you need to get started.



The screenshot shows the Nevada Physical Therapy Board website. At the top is a dark blue header with the board's logo and name. Below is a grey banner with the text "Welcome to the Nevada Physical Therapy Board". The main content area is white and contains four white boxes with dark blue buttons. The first row has three boxes: "Applying for Licensure?" with an "Application Portal" button, "Are you a Licensee?" with a "Licensee Portal" button, and "Licensee Lookup" with a "Public Portal" button. The second row has one box: "Online Complaint" with an "Online Complaint" button. At the bottom is a grey footer with contact information.

**Nevada Physical Therapy Board**

### Welcome to the Nevada Physical Therapy Board

**Applying for Licensure?**  
Please use the following portal to make application, and submit the application's supporting documents.  
[Application Portal](#)

**Are you a Licensee?**  
If you have been issued a license number please use the following portal.  
[Licensee Portal](#)

**Licensee Lookup**  
Search for a licensed practitioner, or verify a practitioners license.  
[Public Portal](#)

**Online Complaint**  
If you are a member of the public and need to submit an allegation of misconduct please use the following portal.  
[Online Complaint](#)

If you require further assistance, contact the NVPTB by telephone, e-mail or mail at:  
Nevada Physical Therapy Board  
3291 North Buffalo Drive Ste. 100  
Las Vegas, NV 89129  
Telephone: (702) 876-5535




Nevada Physical Therapy Board

# OUTLINE



## Getting Started

*- 9 Steps to Creating your New Account*



## New Applicants

*Create an Account & Apply for Licensure Online*

- PT and PTA applicants seeking licensure in the State of Nevada may complete an application online.



# Getting Started Access & Logging In

This quick start guide shows how to quickly gain access and start using the Board's new licensing system (Thentia Cloud).

To access the Thentia Cloud Platform, a user needs internet access, a web browser and login credentials.

Users can access Thentia Cloud from their desktop/laptop or tablet device.



# Step 1. Select the Application Portal

## Applying for Licensure?

Please use the following portal to make application, and submit the application's supporting documents.

**Application Portal**

## Are you a Licensee?

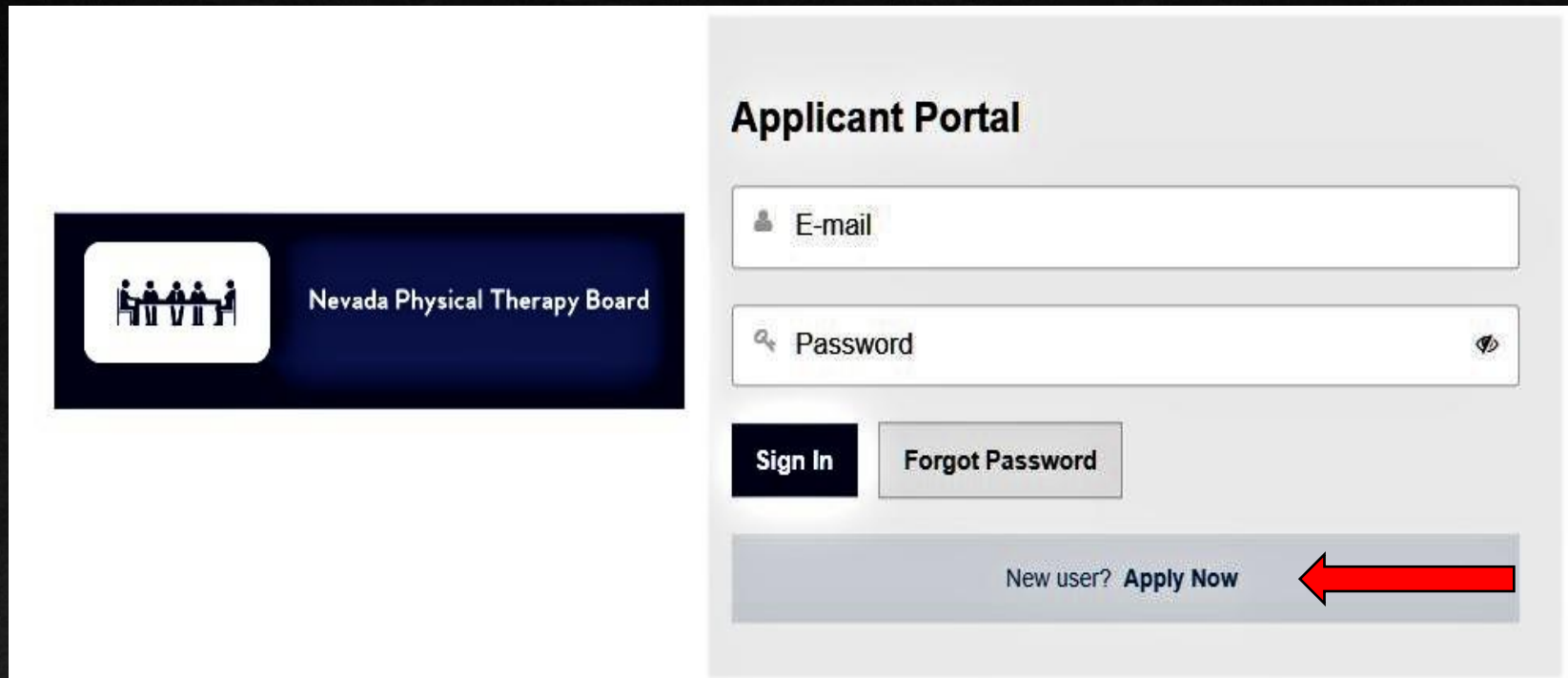
If you have been issued a license number please use the following portal.

**Licensee Portal**

**New Applicant**



## Step 2: Create a New User Account



**Applicant Portal**

E-mail

Password

Sign In Forgot Password


New user? **Apply Now**

- Click - New User Apply Now

## Step 3: Check your E-mail



### Check your e-mail!




We've sent you an e-mail to activate your account. Have a look and follow the instructions to access to your account.

### Didn't receive the e-mail?

Please check your junk/spam inbox and add `ptapplication@govmail.state.nv.us` to your safe senders e-mail list.

[Return to login](#)




- A system generated password has been sent to your Email address.
- Click Return to login.




# Step 4: Get Temp Password

Public Message > Thentia Cloud - Account Created Back to Inbox

To	nvtest1	 Delete
From	noreply@thentiacloud.com	
Sending IP	168.245.113.94	
Received	2023-03-23 14:40:11	

HTML JSON RAW LINKS ATTACHMENTS

You have created an account on a Thentia Cloud Portal using this e-mail address and the system has generated a temporary password for you. When prompted online, enter the following password to complete your login:

`jqau4reupii` 



It is important that you change your password now to maintain the security of your account. You can accomplish this by logging in to the system. You will be prompted to create a new password upon login.


Thentia Cloud Portals


- Copy Temporary Password

## Step 5: Enter Email & Temp Password

**Applicant Portal**

 NVtest1@mailinator.com 

 .....  

**Sign In** **Forgot Password** 

New user? [Apply Now](#)


- Return to the Applicant Portal.
- Enter your E-mail and Temporary Password.
- Click Sign In.




# Step 6: Account Authentication

**Two-Stage Authentication: Security Questions**


To help protect the privacy of your account, please select three questions below and provide their corresponding answers.

Security question 1 \*  


Answer \*

Security question 2 \*  


Answer \*

Security question 3 \*  

Answer \*



Powered By [Thentia Cloud](#)

- 
- Select Three Security Questions.
  - Create Three Answers.
  - Click Submit.

# Step 7: Create New Password

**Password Reset**

To help protect the privacy of your account, please provide a new password and confirm it below. Your new password must be at least 8 characters, contain a minimum of one upper case letter, one number, and one special character. Your new password must not contain your first name, last name, address, city, province, country, postal code, birth date, or commonly used words like "password".

Password strength: Weak

New password \*

Confirm password \*

Powered By Thentia Cloud

- Enter new Password.
- Confirm Password.
- Click Submit.

# Step 8: Enter Applicant Portal

**Online application**

**Welcome**

Fees & Receipts

Account Settings


**Welcome**

Thank you for your interest in applying with the Nevada Physical Therapy Board (NVPTB)! Please follow the step-by-step instructions to complete your application. You will be able to save your progress and return to it later.

For assistance, please contact us at (702) 876-5535.

Application No.	Application Type	License Type	Application Status	Submitted Date	Decision Date
No applications have been started. Click <b>Start New Application</b> to add application.					

**Start New Application**



- Begin Application Process.
- Complete Jurisprudence Exam.
- Pay Application Fee.



Contact the Board office for assistance.



**Nevada Physical Therapy Board**  
3291 N. Buffalo Drive, Suite 100  
Las Vegas, NV 89129  
(702) 876-6635  
[ptapplication@govmail.state.nv.us](mailto:ptapplication@govmail.state.nv.us)